




ENDOHIGH PAA DISINFECTANT SPILL PROCEDURE	
Version Number	2
Date of Issue	November 2016
Reference Number	EPAADSP-11-2016-PM-V2
Review Interval	2 yearly
Approved By Name: Seamus Hussey Title: Chairperson Endoscopy Committee	Signature Date: November 2016 
Authorised By Name: Ann Marie McGuinness Title: Clinical Nurse Manager III	Signature Date: November 2016 
Author/s	Name: Paula Murray Title: Clinical Nurse Manager II
Location of Copies	1. OT - Endoscopy Folder 2. Hospital Intranet 3. OPD Endoscopy Folder


Document Review History		
Review Date	Reviewed By	Signature
2018		

Document Change History	
Change to Document	Reason for Change

Our Lady's Children's Hospital, Crumlin		
Document Name: ENDOHIGH PAA DISINFECTANT SPILL PROCEDURE		
Reference Number: OT-Endo-EPAASpill.02	Version Number: 2	
Date of Issue: November 2016	Page 2 of 4	

CONTENTS

	Page Number
1.0 Purpose	3
2.0 Definition of Term	3
3.0 Responsibility	3
4.0 Guideline	3
5.0 Procedure	3
6.0 Reference	4

Our Lady's Children's Hospital, Crumlin		
Document Name: ENDOHIGH PAA DISINFECTANT SPILL PROCEDURE		
Reference Number: OT-Endo-EPAASpill.02	Version Number: 2	
Date of Issue: November 2016	Page 3 of 4	

1.0 Purpose

To outline procedure to be followed in the event of spillage of Endohigh PAA Disinfectant to minimise the risk of injury to staff.

2.0 Definition of Term

Endohigh PAA Disinfectant. Disinfectant used for decontamination of endoscopes. The composition is based on a Hydrogen Peroxide and Peracetic Acid formulation. (Safety Data Sheet attached)

3.0 Responsibility


- It is the responsibility of the Endoscopy Theatre Manager to monitor the use of Endohigh PAA and ensure the adherence to procedure in the event of a spillage.
- It is the responsibility of each member of staff to ensure that they adhere to the procedure in the event of a spillage of Endohigh PAA.

4.0 Guideline

No staff member should sustain injury when using Endohigh PAA disinfectant.

5.0 Procedure

- Evacuate and seal off area to non-essential staff. Put on 3M Full Face Mask ref 6800 with filter ref 6059 (kept in over counter press, washroom 6) also plastic apron, and long arm gloves.
- OPD -Get chemical spill kit, attached on the wall in Decontamination room.
Theatre – chemical spill kit stored in utility room cupboard, opposite recovery room.
- Soak up Endohigh PAA onto an inert material (e.g., absorbent paper towel/mat or gamgee).
- Put soiled towels into yellow bag and seal tightly.
- Put into a second yellow bag and seal tightly again.
- Wash the floor with mop & bucket, disposing of water and Endohigh PAA to drain, run water for 1 to 2 minutes to dilute the chemical down the drain. Endohigh PAA biodegrades easily and may be degraded in the waste water treatment system. No dangerous effect for the environment is to be expected on the basis of current knowledge (Endohigh PAA Safety Data Sheet).
- Change any clothing that may have come in contact with Endohigh PAA.
- Wash hands thoroughly and any skin that may have been exposed.

Our Lady's Children's Hospital, Crumlin		
Document Name: ENDOHIGH PAA DISINFECTANT SPILL PROCEDURE		
Reference Number: OT-Endo-EPAASpill.02	Version Number: 2	
Date of Issue: November 2016	Page 4 of 4	

6.0 Reference

Endohigh PAA Safety Data Sheet.

© 2016, Our Lady's Children's Hospital, Crumlin, Dublin 12. All rights reserved. No part of this publication may be reproduced, stored in a retrieval system or transmitted in any form or by any means without the prior written permission of the copyright holder. Our Lady's Children's Hospital, Crumlin makes no representation, express or implied, with regard to the accuracy of the information contained in this publication and cannot accept any legal responsibility for any errors or omissions that may be made.