
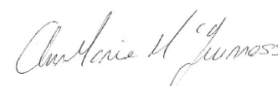


TRAFFIC FLOW IN THE ENDOSCOPY WASHROOM


Version Number	2
Date of Issue	November 2016
Reference Number	TFEW-11-2016-PM-V1
Review Interval	2 yearly
Approved By <i>Name: Seamus Hussey</i> <i>Title: Chairperson Endoscopy Committee</i>	<i>Signature</i> <i>Date: November 2016</i> 
Authorised By <i>Name: Anne Marie McGuinness</i> <i>Title: Clinical Nurse Manager III</i>	<i>Signature</i> <i>Date: November 2016</i> 
Author/s	<i>Name: Paula Murray</i> <i>Title: Clinical Nurse Manager II</i>
Location of Copies	1. OT - Endoscopy Folder 2. Hospital Intranet 3. OPD Endoscopy Folder

Document Review History

<i>Review Date</i>	<i>Reviewed By</i>	<i>Signature</i>
2018		


Document Change History

<i>Change to Document</i>	<i>Reason for Change</i>
Updated to reflect visual image	Reformatted

Our Lady's Children's Hospital, Crumlin		
Document Name: Traffic Flow in the Endoscopy Theatre		
Reference Number: TFET-12-2016-PM-V1	Version Number: 2	
Date of Issue: November 2016	Page 2 of 4	

CONTENTS

	Page Number
1.0 Purpose	3
2.0 Responsibility	3
3.0 Guideline	3
4.0 Procedure	3
5.0 Reference	3
6.0 Appendix 1	4

Our Lady's Children's Hospital, Crumlin		
Document Name: Traffic Flow in the Endoscopy Theatre		
Reference Number: TFET-12-2016-PM-V1	Version Number: 2	
Date of Issue: November 2016	Page 3 of 4	

1.0 Purpose

The endoscopy decontamination room is a “restricted access” area for “authorized user” entry to carry out the manual washing, decontamination, sampling, processing and storage of endoscopes. The endoscopy decontamination area is not used for any other purpose.

To facilitate the flow of endoscopes from ‘clean to dirty’ and ‘dirty to clean’ in order to eliminate the risk of cross contamination between ‘dirty’ (contaminated) and ‘clean’ (decontaminated) endoscopes. Refer to workflow diagram (appendix 1).

2.0 Responsibility


It is the responsibility of all using endoscopy washer room to observe the correct direction of traffic flow in order to eliminate the risk of cross contamination between contaminated and decontaminated equipment.

3.0 Guideline

- Endoscope decontamination must be performed in a dedicated room which is separate from patient care/treatment rooms
- A designated area is required for handwashing in both the dirty and clean area of the decontamination room.
- A provision is required for the immersion of the endoscope during manual cleaning.
- Adequate space must be provided for drying and storing of high level disinfected endoscopes. This space must be independent of the area used to hold ‘dirty’ endoscopes awaiting decontamination.
- Adequate space must be available to allow transfer of a disinfected endoscope directly from the endoscope processor to a procedure trolley or storage cabinet without risk of contamination.
- An adequate ventilation system and fume filtration system are required to eliminate exposure to toxic fumes where chemical sterilants are used.

4.0 Procedure

- The process of cleaning and decontamination of endoscopes commences on entry to the Washer room beside St Anne’s Dressing Clinic.
- The process continues from the sink area where manual cleaning/rinsing of the endoscopes takes place across the working surface to the automated endoscope processor where the endoscope is loaded into the washer for high level disinfection.
- The decontaminated endoscope is removed from the automated processor and placed directly into the lined transport box and transported to the extended storage cabinet in HSSD. When required for use the decontaminated endoscope is removed from the storage cabinet placed in lined transport box and taken directly to OPD or the Ward/Department that scope is required in.

Our Lady's Children's Hospital, Crumlin		
Document Name: Traffic Flow in the Endoscopy Theatre		
Reference Number: TFET-12-2016-PM-V1	Version Number: 2	
Date of Issue: November 2016	Page 4 of 4	

5.0 Reference

HSE Standards and Recommended Practices for Endoscopy Reprocessing Units 2012 Version 2.2

6.0 Appendix 1



Copyright and Disclaimer @2016. Our Lady's Children's Hospital Crumlin, Dublin 12. All rights reserved. No part of this publication may be reproduced, stored in a retrieval system or transmitted in any form or by any means without the prior written permission of the copyright holder. Every effort has been made to ensure that the information provided is accurate and in accord with standards accepted at the time of printing.