
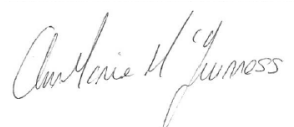



CHANGING DISINFECTANT AND DETERGENT IN WASSENBURG ENDOSCOPE WASHER DISINFECTOR GUIDELINE	
Version Number	V2
Date of Issue	1 November 2016
Reference Number	CDDWEWS-11-2016-PM-V2
Review Interval	2 yearly
Approved By Name: Seamus Hussey Title: Chairperson Endoscope Committee	Signature Date: November 2016 
Authorised By Name: Anne Marie McGuinness Title: Clinical Nurse Manager III	Signature Date: November 2016 
Author/s	Name: Paula Murray Title: Clinical Nurse Manager II
Location of Copies	1. OT - Endoscopy Folder 2. Hospital Intranet 3. OPD Endoscopy Folder


Document Review History		
Review Date	Reviewed By	Signature
2018		

Document Change History	
Change to Document	Reason for Change
	Reformatted

Our Lady's Children's Hospital, Crumlin		
Document Name: Changing Disinfectant in Wassenburg EWD Guideline		
Reference Number: CDDWEWS-11-2016-PM-V2	Version Number: 2	
Date of Issue November 2016	Page 2 of 3	

CONTENTS

	Page Number
1.0 Purpose	03
2.0 Definition of Term	03
3.0 Responsibility	03
4.0 Guideline	03
5.0 Procedure	03
6.0 Reference	03

Our Lady's Children's Hospital, Crumlin		
Document Name: Changing Disinfectant in Wassenburg EWD Guideline		
Reference Number: CDDWEWS-11-2016-PM-V2	Version Number: 2	
Date of Issue November 2016	Page 3 of 3	

1.0 Purpose

To outline the correct procedure for changing the disinfectant and detergent in the Wassenburg Washer Disinfector.

2.0 Definition of Term

Endoscopes. Wolf bronchoscopes. Gastrosopes and colonoscopes.

2.0 Responsibility

It is the responsibility of each nurse/HCA nominated to change the disinfectant and detergent in Wassenburg Endoscope Washer Disinfector to follow the correct procedure.

3.0 Guideline

The disinfectant and detergent for the washer disinfector must be changed according to the Manufacturer's instructions and as set out in the hospital protocol within the machine itself. At present Endohigh PAA is the disinfectant used. Endohigh Cleaner is the detergent used Machine will alert the user when empty. Endohigh PAA comes in 5 litre canister.

4.0 Procedure

- Warning screens are displayed on the washer/disinfector and an intermittent audible alarm sounds to alert the operator when the disinfectant or detergent is empty.
- Personal protective clothing must be worn (plastic apron, gloves eye protection, and a respiratory mask must be worn when changing the disinfectant (same kept in the locked press under the sink in the washroom).
- Record batch number and date of change of product in chemical record book.
- Wear P.P.E. as indicated above. Open both bottom doors of machine. Place new canister of detergent or disinfectant beside empty one. Unscrew cap of new canister then cap from old canister. Lift out old canister, replace with new canister and secure siphon cap in place. Use new cap to put on empty canister.
- Empty detergent canister can be discarded into yellow bin. For empty disinfectant canister, add water to dilute any residual disinfectant and pour down sink. Place lid back on canister and discard in yellow bin
- Remove PPE and respiratory mask (if used)

5.0 Reference

Wassenburg Endoscope Washer Disinfector User manual